

Results Summary

[View Detail >>](#)

2. Membership Demographics

1. Gender

	Response Percent	Response Total
Female	63.2%	67
Male	36.8%	39
Transgender	0%	0
Total Respondents		106
(skipped this question)		0

2. Race/Ethnicity (select all that apply)

	Response Percent	Response Total
Asian	0%	0
Black or African American	13.2%	14
Hispanic or Latino	1.9%	2
Middle Eastern	0%	0
Multiracial	0%	0
Native American	0%	0
White or Non-Hispanic	84%	89
Other (please specify)	0.9%	1
Total Respondents		106
(skipped this question)		0

[View](#)

3. Age

	Response Percent	Response Total
20 - 30	44.3%	47
31 - 40	21.7%	23
41 - 50	9.4%	10
51 - 60	21.7%	23
61 - 70	2.8%	3
71+	0%	0
Total Respondents		106
(skipped this question)		0

3. Institution Information

4. Most Recent Work/Education Setting (Check all that apply)

	Response Percent	Response Total
4 Year Public	65.1%	69
4 Year Private	29.2%	31
2 Year Public	6.6%	7
2 Year Private	1.9%	2
HBCU	0%	0
Female	0.9%	1
View Other (please specify)	0.9%	1
Total Respondents	106	
(skipped this question)		0

5. Size of Institution






	Response Percent	Response Total
0 – 500	0%	0
501 – 1000	4.7%	5
1001 – 2000	13.2%	14
2001 – 3500	16%	17
3501 – 5000	6.6%	7
5001 – 7500	3.8%	4
7501 – 10,000	4.7%	5
10,001 +	50.9%	54
Total Respondents	106	
(skipped this question)		0

6. Number of full-time years in Student Affairs

	Response Percent	Response Total
Graduate student	27.4%	29
0 – 5	24.5%	26
6 – 10	16%	17
11 - 15	16%	17
21 – 25	6.6%	7
26 +	9.4%	10
Total Respondents	106	
(skipped this question)		0

7. What is the level of your current role on campus?


Response Percent	Response Total
------------------	----------------

Graduate Student		31.1%	33
Entry Level		7.5%	8
Administrative		16%	17
Mid-level		11.3%	12
Director		14.2%	15
Dean		6.6%	7
Chief Student Affairs Officer		8.5%	9
Faculty		1.9%	2
Other (please specify)		2.8%	3
		Total Respondents	106
		(skipped this question)	0



[View](#)

4. Professional Organization Information




8. Number of years as an SCCPA Member

		Response Percent	Response Total
Less than 2 years		47.6%	50
2 – 5 years		32.4%	34
6 – 10 years		10.5%	11
11 – 15 years		3.8%	4
16 - 20 years		1%	1
More than 20 years		4.8%	5
		Total Respondents	105
		(skipped this question)	1

9. Do you, or does your institution pay your SCCPA dues?

		Response Percent	Response Total
Self		42.9%	45
Institution		57.1%	60
		Total Respondents	105
		(skipped this question)	1

10. Why did you join SCCPA? (select all that apply)

		Response Percent	Response Total
Wanted to be involved at the state level		57.1%	60
Colleague encouraged me to join		45.7%	48
Wanted to be informed of professional development/information within the state		62.9%	66
Joined as part of a graduate student			

organization		27.6%	29
Joined when registering for the annual state conference		10.5%	11
Joined when registering for a Drive-in Workshop		20%	21
Total Respondents			105
(skipped this question)			1

11. Is your supervisor a member of SCCPA?

		Response Percent	Response Total
Yes		49.5%	52
No		50.5%	53
Total Respondents			105
(skipped this question)			1

12. Are you a member of our parent organization, ACPA?

		Response Percent	Response Total
Yes		41.9%	44
No		58.1%	61
Total Respondents			105
(skipped this question)			1

13. How many other professional development organizations are you actively involved in?

		Response Percent	Response Total
0		19%	20
1 – 3		61%	64
3 – 5		18.1%	19
5 – 7		1%	1
7 +		1%	1
Total Respondents			105
(skipped this question)			1






























14. What are they?

View	Total Respondents	79
(skipped this question)		27

5. Professional Development

15. What topics or professional areas of focus are of most interest to you? (select all that apply)




Response Percent	Response Total
-------------------------	-----------------------

Academic Affairs		31.6%	31
Academic Support Services		31.6%	31
Adult Learners		10.2%	10
Alcohol and other Drug Issues		33.7%	33
Assessment and Research		25.5%	25
Campus Ministry		12.2%	12
Career Development		33.7%	33
Commuter Students		14.3%	14
Counseling/Psychological Services		19.4%	19
Development/Fundraising		12.2%	12
Disability Services		13.3%	13
Enrollment Services		17.3%	17
Financial Aid		6.1%	6
First Year Experience		54.1%	53
Greek Life		22.4%	22
International Students &/or Study Abroad		18.4%	18
Judicial Affairs/Legal Issues		42.9%	42
Leadership Development		53.1%	52
LGBT Students		16.3%	16
Multicultural Affairs		27.6%	27
Orientation/New Student Programs		54.1%	53
Professional Preparation Programs		15.3%	15
Residence Life		38.8%	38
Student Activities/Student Union		34.7%	34
Service Learning		25.5%	25
Safety/Security		15.3%	15
Social Justice		17.3%	17
Wellness/Health Education		18.4%	18
View Other (please specify)		8.2%	8

Total Respondents 98

(skipped this question) 8

16. Do you believe that SCCPA is welcoming to all student affairs colleagues? (men, women, LGBT, Ethnic or Religious minorities, graduate students, etc.)

		Response Percent	Response Total
Yes		85.7%	84
No		1%	1
Unsure		13.3%	13

Total Respondents 98

(skipped this question) 8

17. If no, please explain.

View Total Respondents	3
(skipped this question)	103

18. Do you believe that SCCPA is welcoming to all functional areas of Student Affairs?

	Response Percent	Response Total
Yes 	74.5%	73
No 	8.2%	8
Unsure 	17.3%	17
Total Respondents		98
(skipped this question)		8





19. If no, please explain.

View Total Respondents	12
(skipped this question)	94

20. If your role on campus is administrative support, do you have a preference on the title description of administrative assistant, administrative professional or another description?

View Total Respondents	14
(skipped this question)	92

21. Do you attend and participate in SCCPA activities?

	Response Percent	Response Total
Yes 	45.9%	45
Yes, but not on a regular basis 	40.8%	40
Not yet, I am a new member 	7.1%	7
No 	6.1%	6
Total Respondents		98
(skipped this question)		8

22. If no, please explain.

View Total Respondents	8
(skipped this question)	98

23. If yes, what activities do you participate in? (select all that apply)

	Response Percent	Response Total
Administrative Assistant Drive-In 	26.4%	23
Fall Drive-in 	71.3%	62

Member of the Board		23%	20
Read The Source (the newsletter)		82.8%	72
Read the Palmetto Practitioner (on-line journal)		62.1%	54
Spring Conference		70.1%	61
Volunteer at Conferences		24.1%	21
Serve on a committee		23%	20
View the Web site, use on line resources		42.5%	37
		Total Respondents	87
		(skipped this question)	19

24. Have you presented a program at an SCCPA conference or another organization conference?

		Response Percent	Response Total
Yes		57.7%	56
No		42.3%	41
		Total Respondents	97
		(skipped this question)	9

25. Would you be interested in a session at a conference on program submission and presentation tips?

		Response Percent	Response Total
Yes		57.1%	56
No		42.9%	42
		Total Respondents	98
		(skipped this question)	8

26. If you read The Source, what feedback would you offer the editors?









View Total Respondents	28
(skipped this question)	78

27. If you read the Palmetto Practitioner, what feedback would you offer the editors?














View Total Respondents	23
(skipped this question)	83

28. Following is a list of services that SCCPA either offers or is considering. Please select services that you would like to see offered.

		Response Percent	Response Total
Annual Awards		52%	51
Fall and Early Spring Drive-in's		64.3%	63
Committees		42.9%	42
Listserv		58.2%	57

Member Round Table Discussions, 2-3 times per year		31.6%	31
Mentoring Opportunities at Conferences		33.7%	33
Spring 2-day Conference		57.1%	56
State Student Affairs Directory		65.3%	64
The Palmetto Practitioner, On-line Journal		45.9%	45
The Source, Newsletter		54.1%	53
Web site		57.1%	56
View Other (please specify)		1%	1
		Total Respondents	98
		(skipped this question)	8

29. What features influence your decision to attend a conference? (please select your top three choices)

		Response Percent	Response Total
Cost		76.5%	75
Day-long drive in at the state level		32.7%	32
Length of Conference		55.1%	54
Location		76.5%	75
Mentor/mentee opportunities		5.1%	5
Networking, social events		37.8%	37
One-Day rate for multiple day conference		15.3%	15
Pre-conference workshops		4.1%	4
Time of Year		67.3%	66
Tracks for specialized areas		21.4%	21
Vendor displays		2%	2
Well-known presenters/key note speakers		30.6%	30
View Other (please specify)		8.2%	8
		Total Respondents	98
		(skipped this question)	8

30. What other comments do you have about conferences?

View Total Respondents	16
(skipped this question)	90

31. Is there a Keynote speaker you would recommend that SCCPA should consider for the annual conference?

View Total Respondents	11
(skipped this question)	95

32. Where would you be willing to drive for a 1-day Drive-In conference? (select all that apply)

	Response Percent	Response Total
Aiken Area	46.9%	46
Charleston	55.1%	54
Clemson/Anderson	72.4%	71
Columbia	90.8%	89
Greenville/Spartanburg	74.5%	73
Myrtle Beach	32.7%	32
Rock Hill	56.1%	55
Other (please specify)	0%	0
Total Respondents		98
(skipped this question)		8

33. Do you visit the SCCPA Web site at http://www.sccpaweb.org

	Response Percent	Response Total
Yes, regularly	15.3%	15
Yes, on occasion	57.1%	56
No, not recently	20.4%	20
No, never have	7.1%	7
I didn't know about the Web site	0%	0
Total Respondents		98
(skipped this question)		8

34. What feedback or suggestions would you offer to improve the SCCPA Web site?

View Total Respondents	13
(skipped this question)	93

35. Are you interested in being involved on a committee or with other projects SCCPA is working on?

	Response Percent	Response Total
Yes	52.6%	50
No	47.4%	45
Total Respondents		95
(skipped this question)		11

36. If yes, what areas are you interested in being involved? (select all that apply)

	Response Percent	Response Total
Administrative Assistant Drive In	12.5%	6
Advocacy	12.5%	6

Awards		39.6%	19
Development		16.7%	8
Fall Drive In		45.8%	22
Human Diversity		18.8%	9
Membership		47.9%	23
Publications		25%	12
Palmetto Practitioner		12.5%	6
Spring Conference		56.3%	27
Technology		12.5%	6
Other (please specify)		4.2%	2

[View](#)

Total Respondents 48
(skipped this question) 58

37. Are you interested in being involved as a member of the SCCPA board? If you have questions about the board, please contact Jeff Brown, SCCPA President-Elect at brownj@clmson.edu

	Response Percent	Response Total
Yes	22.3%	21
No	47.9%	45
Maybe	29.8%	28

Total Respondents 94
(skipped this question) 12

38. How well do you believe your professional needs are addressed by SCCPA conferences, programs and activities?

	Response Percent	Response Total
Highly effective	5.1%	5
Exceeds expectations	23.5%	23
Meets expectations	64.3%	63
Needs improvement	6.1%	6
Ineffective	1%	1





Total Respondents 98
(skipped this question) 8

39. Please provide suggestions for improvement for conferences, programs or activities.

[View](#) **Total Respondents** 11
(skipped this question) 95

40. How well do you believe your professional needs are addressed by the SCCPA newsletter, journal and Web site?



Response Percent **Response Total**

Highly effective		6.5%	6
Exceeds expectations		12%	11
Meets expectations		73.9%	68
Needs improvement		5.4%	5
Ineffective		2.2%	2
Total Respondents			92
(skipped this question)			14

41. Please provide suggestions for improvement of the newsletter, journal or web site.

View Total Respondents	11
(skipped this question)	95

42. Do you plan to renew your membership in SCCPA?

		Response Percent	Response Total
Yes		81.6%	80
No		18.4%	18
Total Respondents			98
(skipped this question)			8

43. If not, please explain why.

View Total Respondents	18
(skipped this question)	88

44. What issues/concerns do you think that SCCPA should address within the next 12 months?

View Total Respondents	16
(skipped this question)	90

45. What issues/concerns do you think that SCCPA should address within the next 3 to 5 years?

View Total Respondents	14
(skipped this question)	92

6. Summary

46. Are there any general comments you would like to add about SCCPA?

View Total Respondents	16
(skipped this question)	90